



**Quality**

The latest technology, the best materials and production controlled at every stage as well as our own research laboratories guarantee the highest quality.



**Service**

Professional and fast service is the hallmark of Drutex, which has been setting trends in pre- and post-sales customer service for years.



**Security**

Windows are equipped with reliable fittings and locks that ensure their safe use.



**Smart Home**

Intelligent control of doors, windows, roller shutters, façade blinds, mosquito nets, gates, wickets and lighting using a smartphone.



Official Partner of FC Bayern

ul. Lęborska 31, 77-100 Bytów  
+48 59 822 91 01

— SINCE 1985 —

The information presented in this advertising material is for informational and illustrative purposes only. Product specifications should be subject to verification with the technical data specified by the manufacturer.



BUSINESS PARTNER

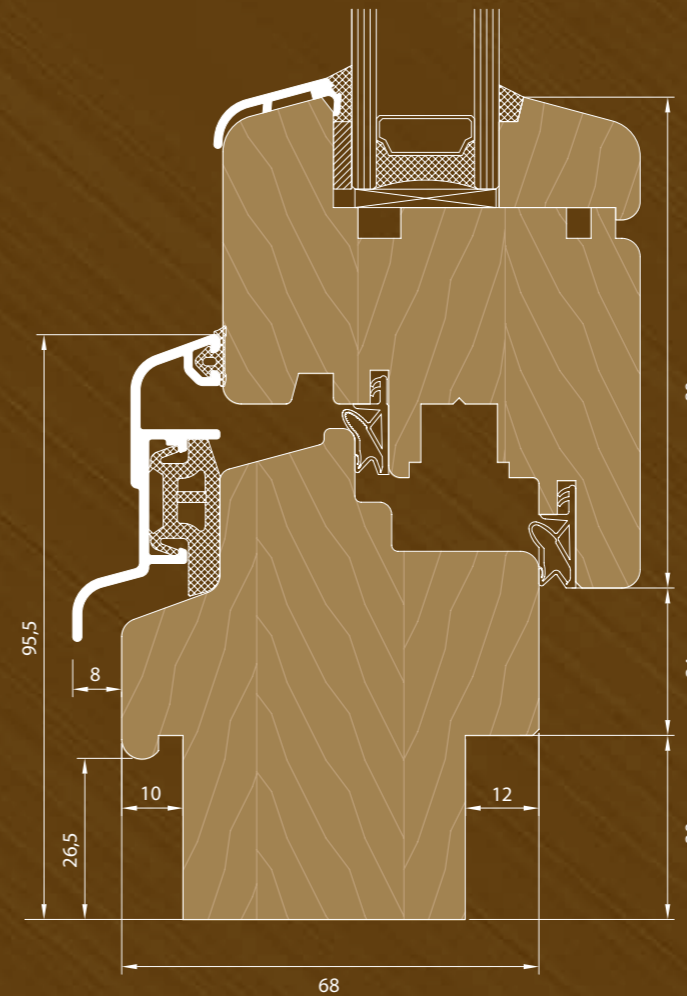
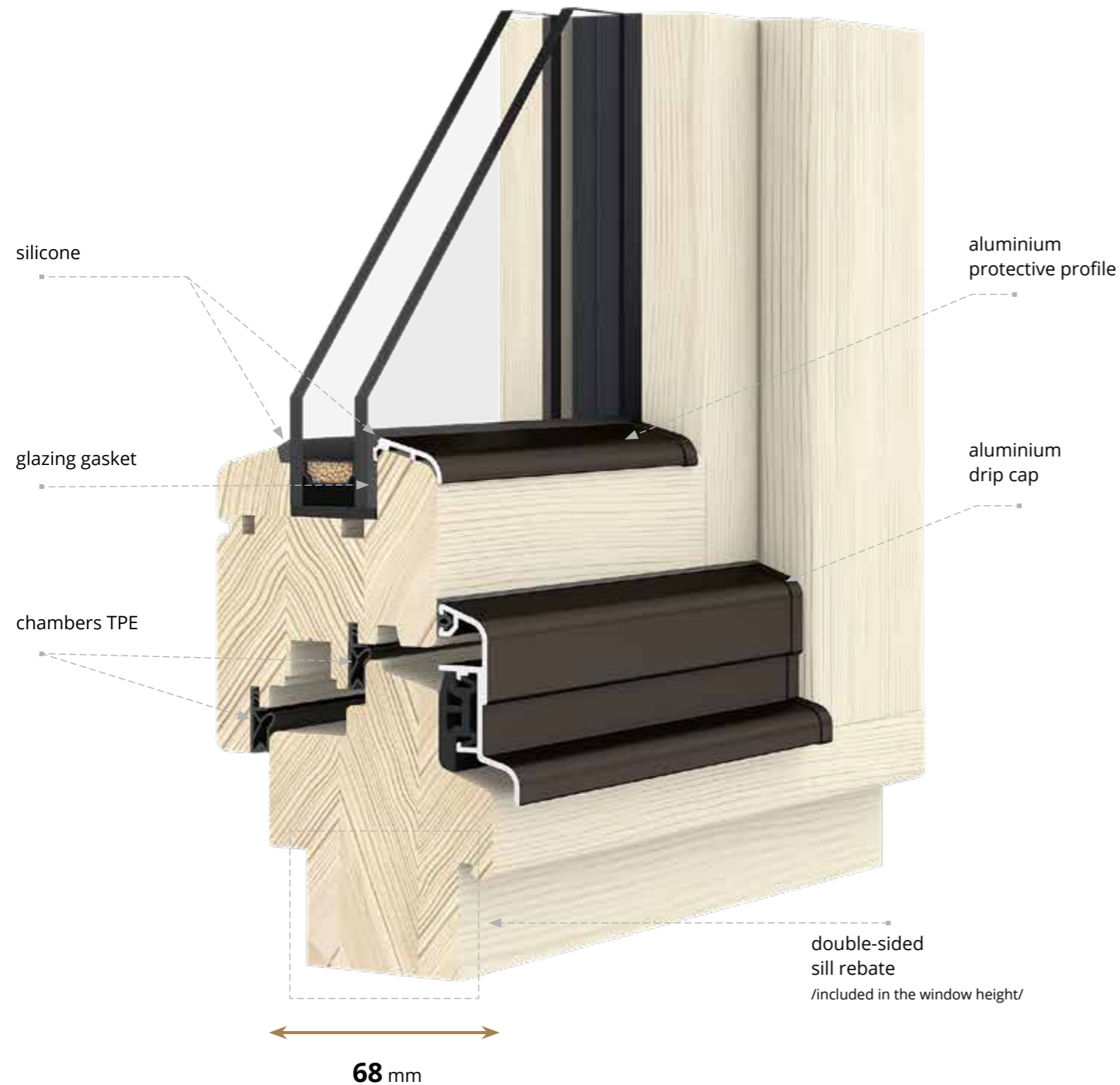


# WOODEN AND WOOD-ALUMINIUM WINDOWS

BORN OF PASSION AND EXPERIENCE

## SOFTLINE 68 | WINDOW SYSTEM

68 mm wooden profile windows combine the natural beauty of timber with a solid structure and high airtightness. Thanks to production flexibility, windows can be manufactured in virtually any shape, offering wide design possibilities. They are also well suited for buildings under Heritage Conservation supervision, with the option of applying additional design details tailored to the historic character of the property. These windows are airtight, durable and fully configurable. Natural wood provides a timeless appearance and warm character, while the possibility of modifying details allows the product to be perfectly adapted to user expectations and the specific nature of the building.



- 68 mm profile thickness, streamlined shape
- available timber species: pine, meranti (3-layer laminated)
- wide colour range, 4 protective coating layers
- glazing units from 24–32 mm
- galvanized steel spacer or warm-edge spacer Swisspacer Ultimate
- aluminium handle
- 2 perimeter gaskets in white, brown or black
- silicone available in: transparent, white, black, anthracite, golden oak, brown/sepia
- MACO MULTI-MATIC perimeter hardware with 2 anti-burglary locking points, micro-ventilation in tilt & turn sashes (RU)
- hinge cover colours: white, black, light brown, anthracite, cream, titanium, champagne, gold, silver
- sash lifter (misoperation device – optional, for selected sash heights)
- aluminium protective profile for the lower sash section as standard
- double-sided sill rebate

## SOFTLINE 68

**2**  
chambers

**68**  
installation depth  
/ mm /

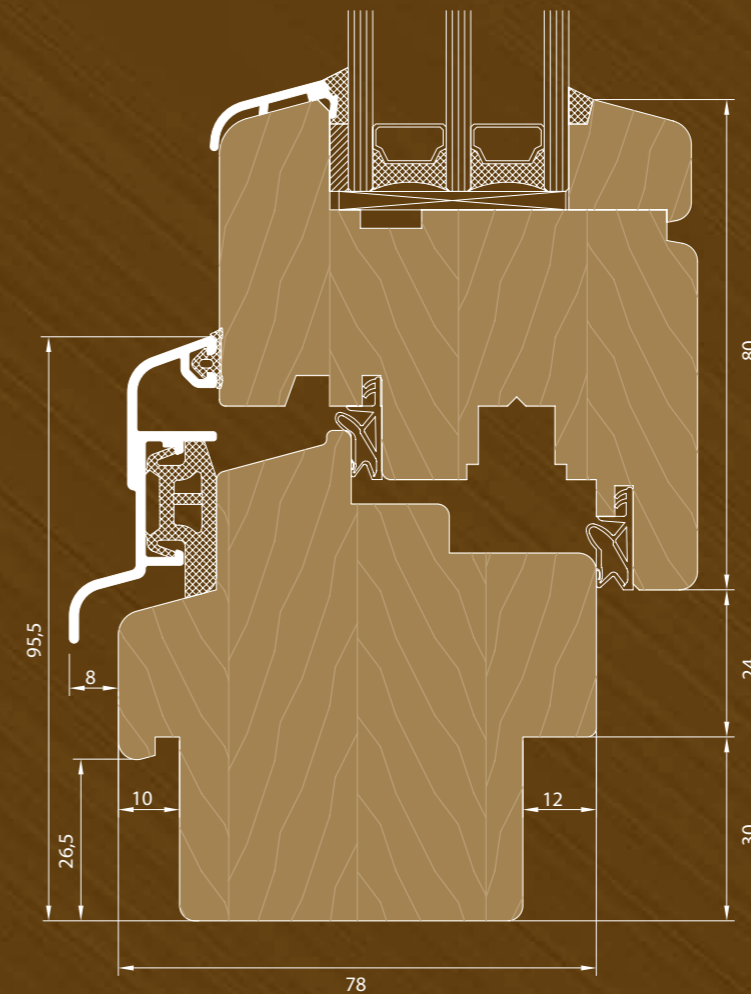
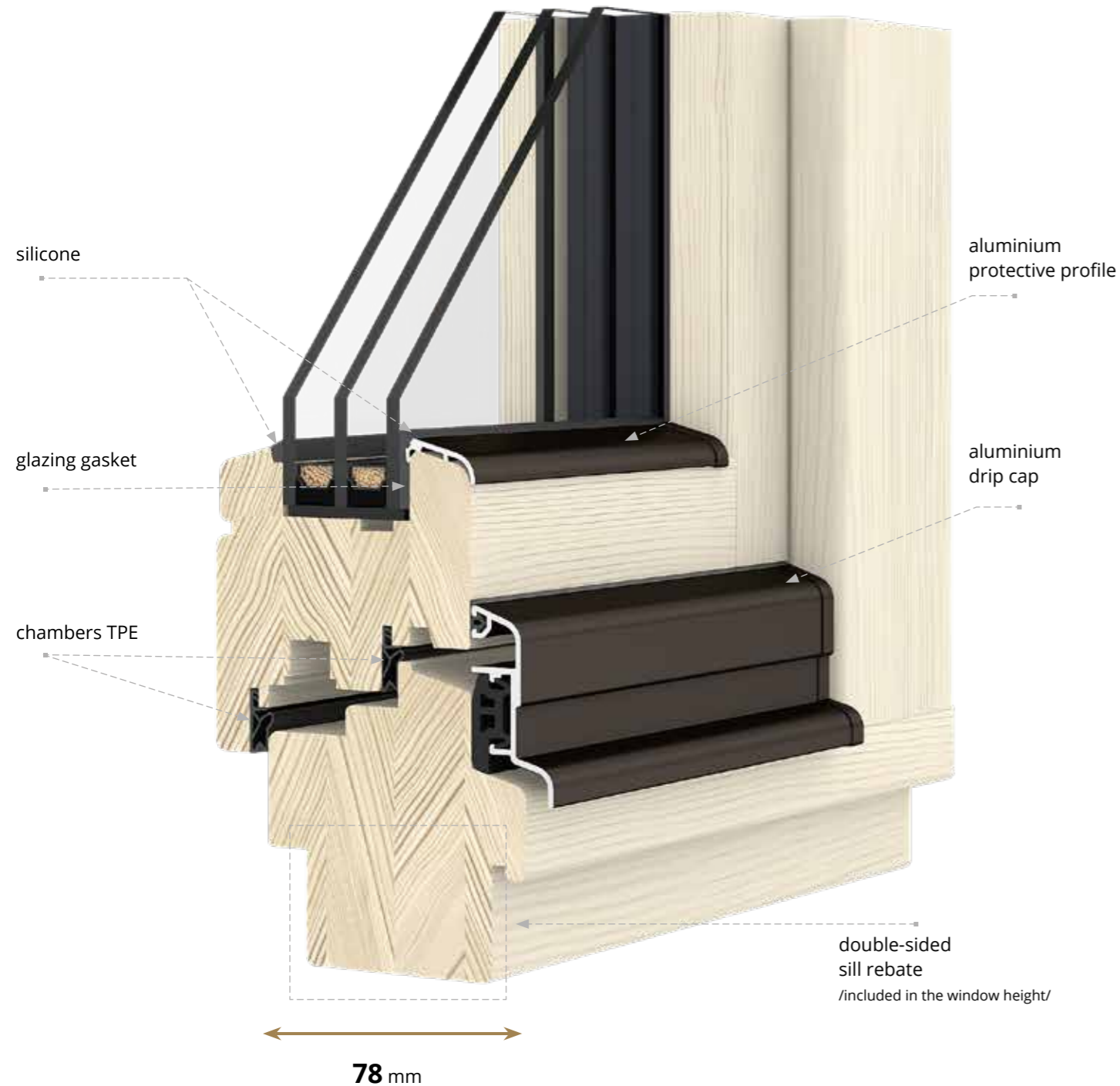
**24**  
glazing thickness  
/ mm /

**1,27\***  
Uw for Ug=1,1 W/(m<sup>2</sup>K)

\* for glazing unit with Swisspacer warm-edge spacer, value calculated

## SOFTLINE 78 | WINDOW SYSTEM

The 78 mm profile is a window system representing the next level in our wooden window range. It is designed for projects requiring enhanced thermal insulation while maintaining the classic form and proportions of a timber window. The system allows for manufacturing windows in virtually any shape and for applying additional decorative detailing. It performs equally well in modern projects and in buildings under Heritage Conservation supervision, where aesthetic value must be combined with higher technical requirements. The 78 mm profile is an intermediate solution between the 68 mm system and more advanced constructions, offering improved insulation parameters while preserving the classic wooden window appearance.



- 78 mm profile thickness, streamlined shape
- available timber species: pine, meranti 4-layer laminated)
- wide colour range, 4 protective coating layers
- glazing units from 24–44 mm
- galvanized steel spacer or warm-edge spacer Swisspacer Ultimate
- aluminium handle
- 2 perimeter gaskets in white, brown or black
- silicone available in: transparent, white, black, anthracite, golden oak, brown/sepia
- MACO MULTI-MATIC perimeter hardware with 2 anti-burglary locking points, micro-ventilation in tilt & turn sashes (RU)
- hinge cover colours: white, black, light brown, anthracite, cream, titanium, champagne, gold, silver
- sash lifter (misoperation device – optional, for selected sash heights)
- aluminium protective profile for the lower sash section as standard
- double-sided sill rebate

## SOFTLINE 78

**2**  
chambers

**78**  
installation depth  
/ mm /

**44**  
glazing thickness  
/ mm /

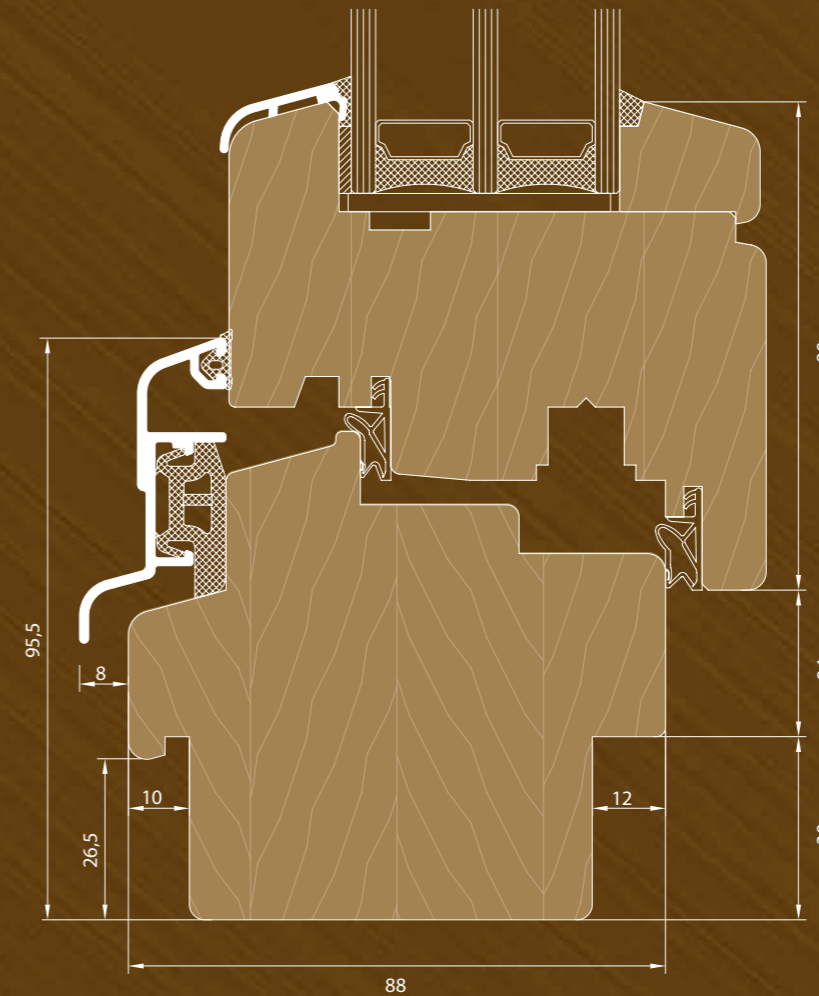
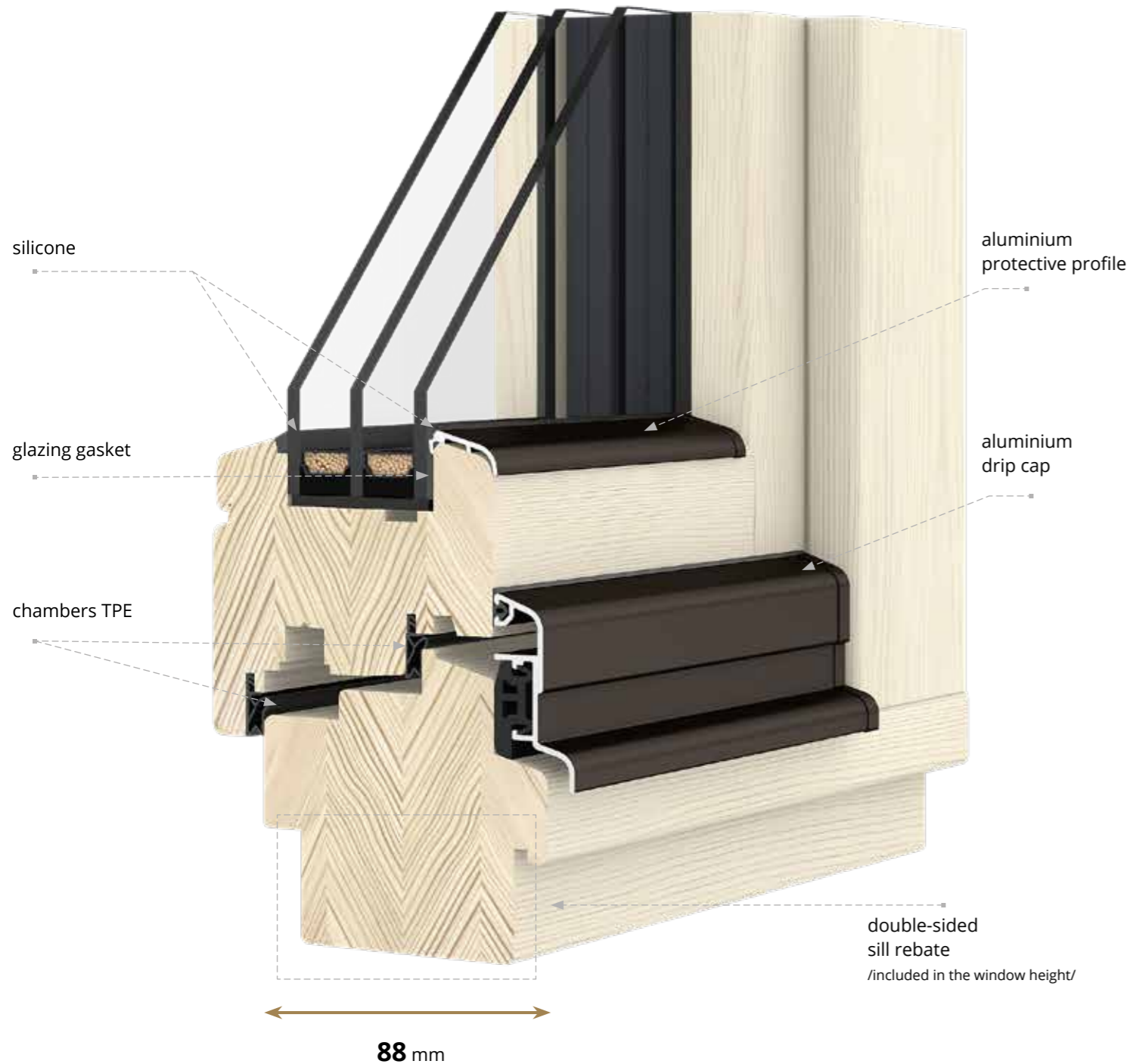
**0,90\***  
Uw for Ug=0,6 W/(m<sup>2</sup>K)

\* for glazing unit with Swisspacer warm-edge spacer, value calculated

## SOFTLINE 88 | WINDOW SYSTEM

The 88 mm profile is the most advanced wooden window system in our range. It has been designed for projects requiring maximum thermal insulation while maintaining the classic construction and natural appearance of wood. The system enables the production of windows in virtually any shape and allows for additional decorative detailing, making it suitable for both modern developments and historic buildings, where preserving historical aesthetics while achieving high technical performance is essential.

The 88 mm profile represents the highest level in our series — ensuring maximum thermal performance while retaining the classic character of a timber window.



- 88 mm profile thickness, streamlined shape
- available timber species: pine, meranti (4-layer laminated)
- wide colour range, 4 protective coating layers
- glazing units from 32-54 mm
- galvanized steel spacer or warm-edge spacer Swisspacer Ultimate
- aluminium handle
- 2 perimeter gaskets in white, brown or black
- silicone available in: transparent, white, black, anthracite, golden oak, brown/sepia
- MACO MULTI-MATIC perimeter hardware with 2 anti-burglary locking points, micro-ventilation in tilt & turn sashes (RU)
- hinge cover colours: white, black, light brown, anthracite, cream, titanium, champagne, gold, silver
- sash lifter (misoperation device – optional, for selected sash heights)
- aluminium protective profile for the lower sash section as standard
- double-sided sill rebate

## SOFTLINE 88

**2**  
chambers

**88**  
installation depth  
/ mm /

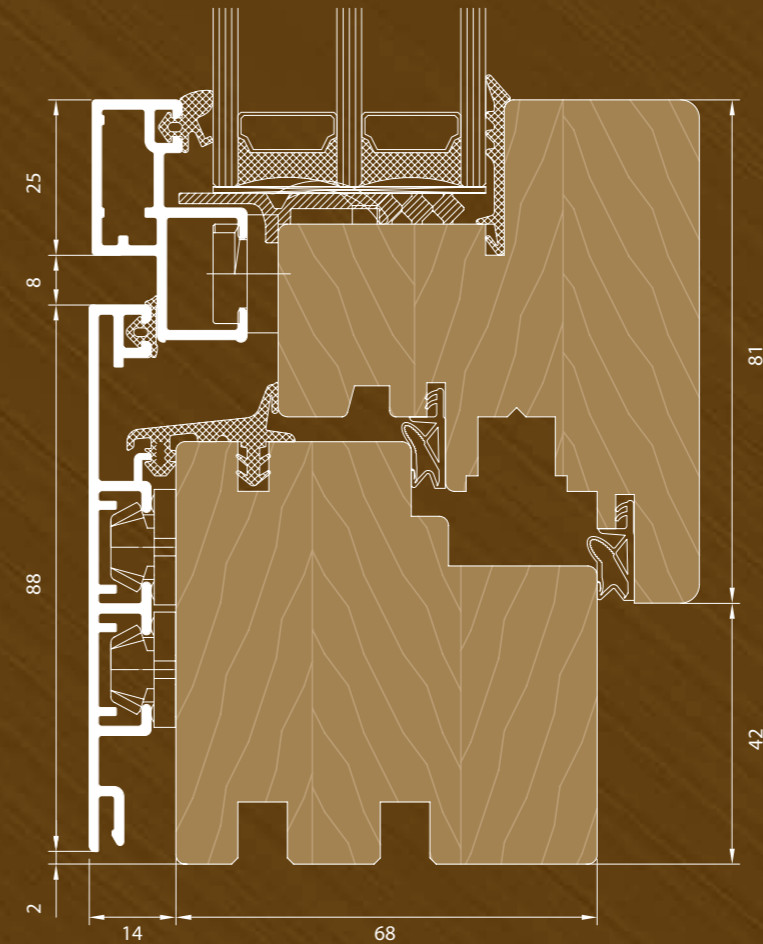
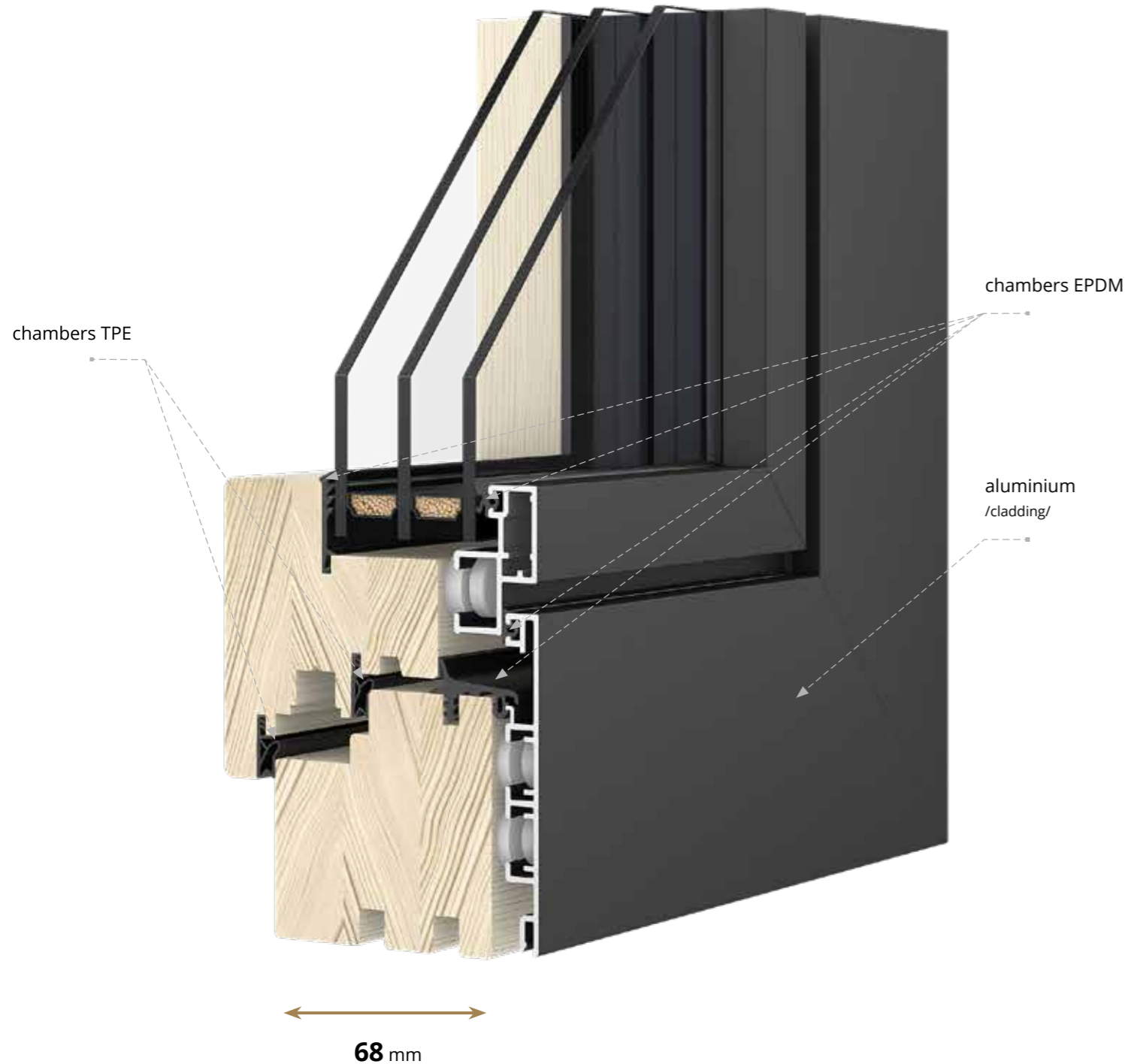
**48**  
glazing thickness do  
/ mm /

**0,76\***  
Uw for Ug=0,5 W/(m<sup>2</sup>K)

\* for glazing unit with Swisspacer warm-edge spacer, value calculated

**DUOLINE 68** | WINDOW SYSTEM

Duoline 68 mm windows combine natural wood on the interior with a durable, maintenance-free aluminium cladding on the exterior, ensuring thermal comfort and reliable performance for many years. The four-gasket system guarantees airtightness, while the construction allows for various window shapes in line with the technological capabilities of the profile and aluminium cladding, maintaining an elegant interior appearance and resistance to weather conditions.



- 68 mm timber profile + 14 mm aluminium cladding – total installation depth: 82 mm
- available timber species: pine, meranti (3-layer laminated)
- wide range of wood colours, 4 protective coating layers
- aluminium cladding colour palette – RAL
- glazing units from 24–44 mm (standard double-chamber unit)
- galvanized steel spacer or warm-edge spacer Swisspacer Ultimate
- aluminium handle
- 2 perimeter gaskets in white, brown or black
- 4 EPDM gaskets in black
- MACO MULTI-MATIC perimeter hardware with 2 anti-burglary locking points micro-ventilation in tilt & turn sashes (RU)
- hinge cover colours: white, black, light brown, anthracite, cream, titanium, champagne, gold, silver
- sash lifter (misoperation device – optional, for selected sash heights)

**DUOLINE 68**

**4**  
chambers

**68**  
installation depth  
/ mm /

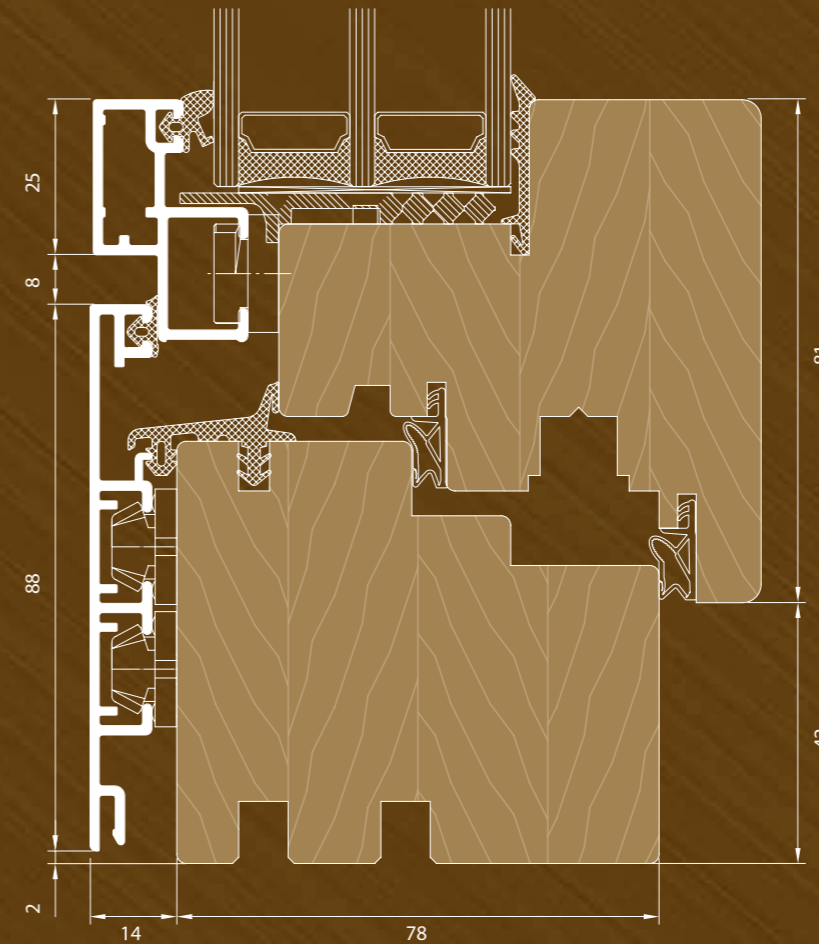
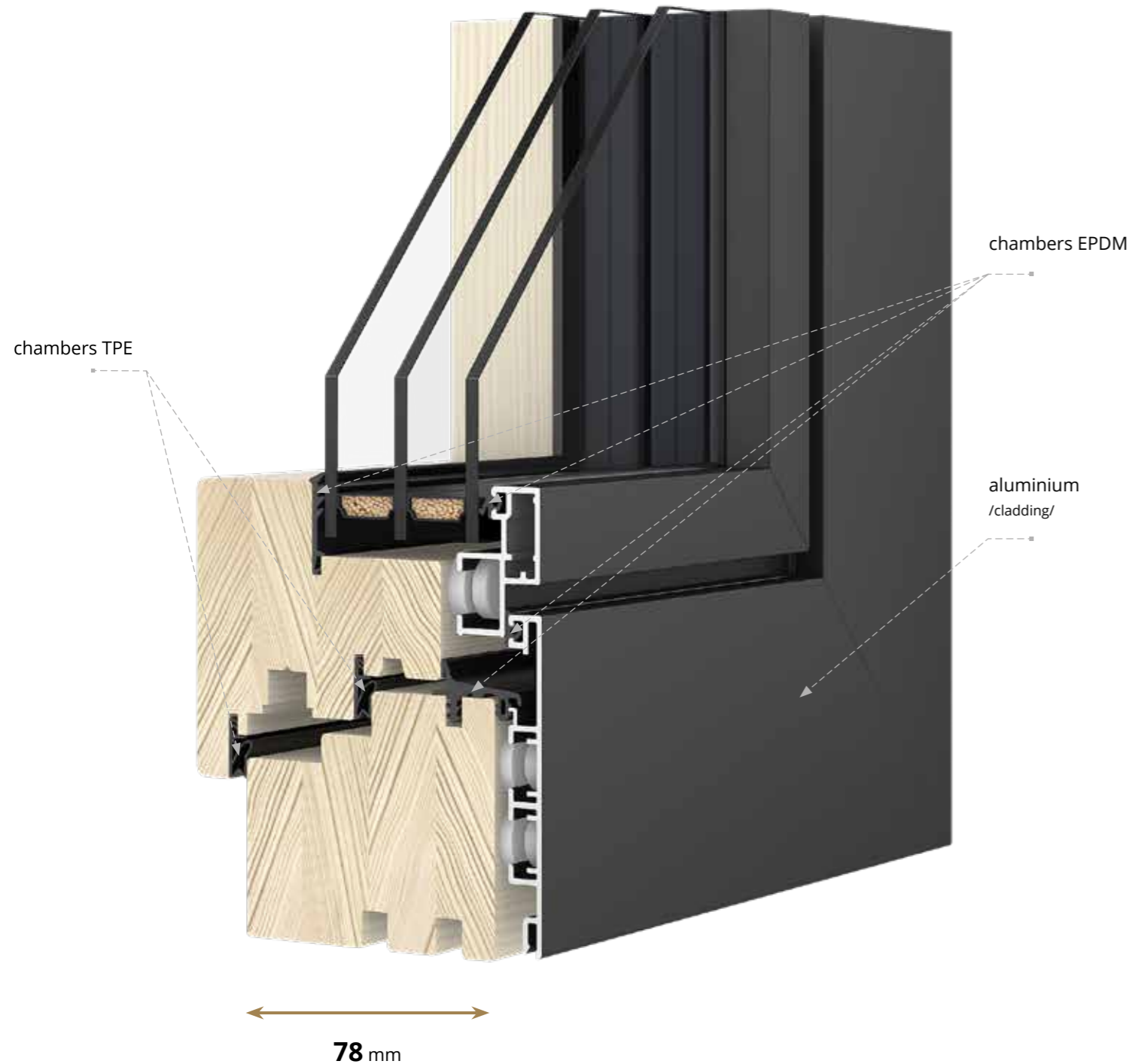
**44**  
glazing thickness  
/ mm /

**0,90\***  
Uw for Ug=0,6 W/(m<sup>2</sup>K)

\* for glazing unit with Swisspacer warm-edge spacer, value calculated

## DUOLINE 78 | WINDOW SYSTEM

Duoline 78 mm windows combine natural wood on the inside with durable, maintenance-free aluminium cladding on the outside, ensuring high thermal and acoustic comfort. The four-gasket system guarantees airtightness, and the construction allows for various shapes within the technological limits of the profile and aluminium cladding, maintaining an elegant interior appearance and a modern façade.



- 78 mm timber profile + 14 mm aluminium cladding – total installation depth: 92 mm
- available timber species: pine, meranti (4-layer laminated)
- wide range of wood colours, 4 protective coating layers
- aluminium cladding colour palette – RAL
- glazing units from 24–50 mm (standard double-chamber unit)
- galvanized steel spacer or warm-edge spacer Swisspacer Ultimate
- aluminium handle
- 2 perimeter gaskets in white, brown or black
- 4 EPDM gaskets in black
- MACO MULTI-MATIC perimeter hardware with 2 anti-burglary locking points micro-ventilation in tilt & turn sashes (RU)
- hinge cover colours: white, black, light brown, anthracite, cream, titanium, champagne, gold, silver
- sash lifter (misoperation device – optional, for selected sash heights)

## DUOLINE 78

**4**  
chambers

**78**  
installation depth  
/ mm /

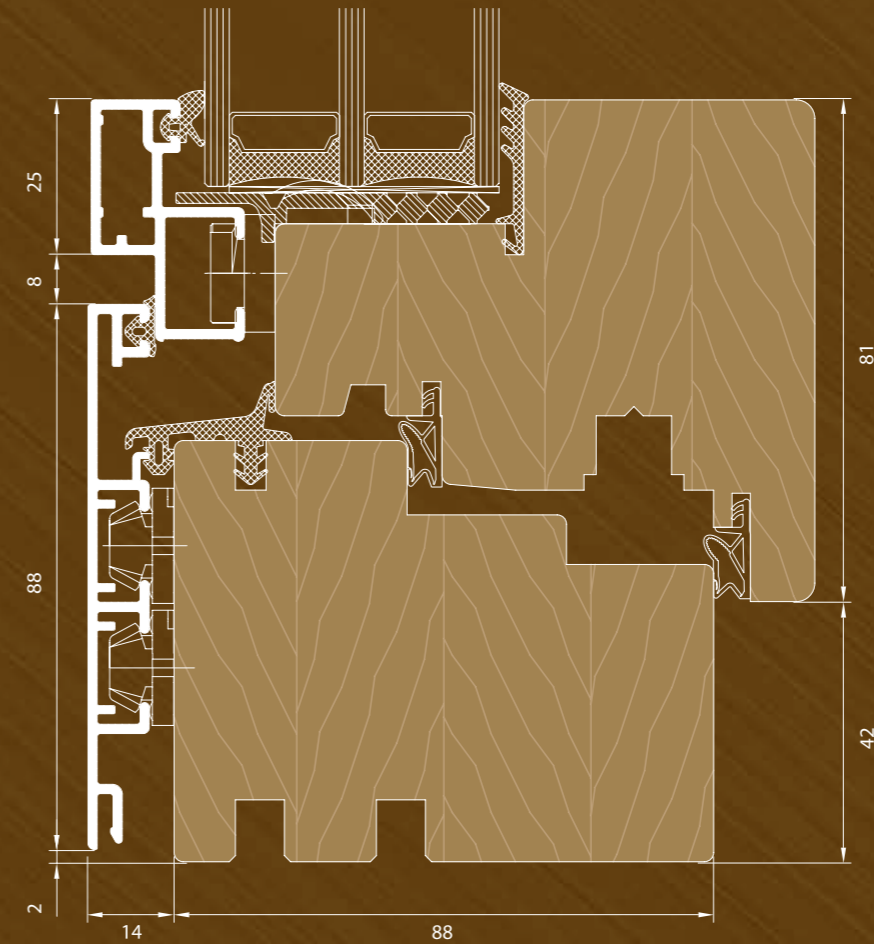
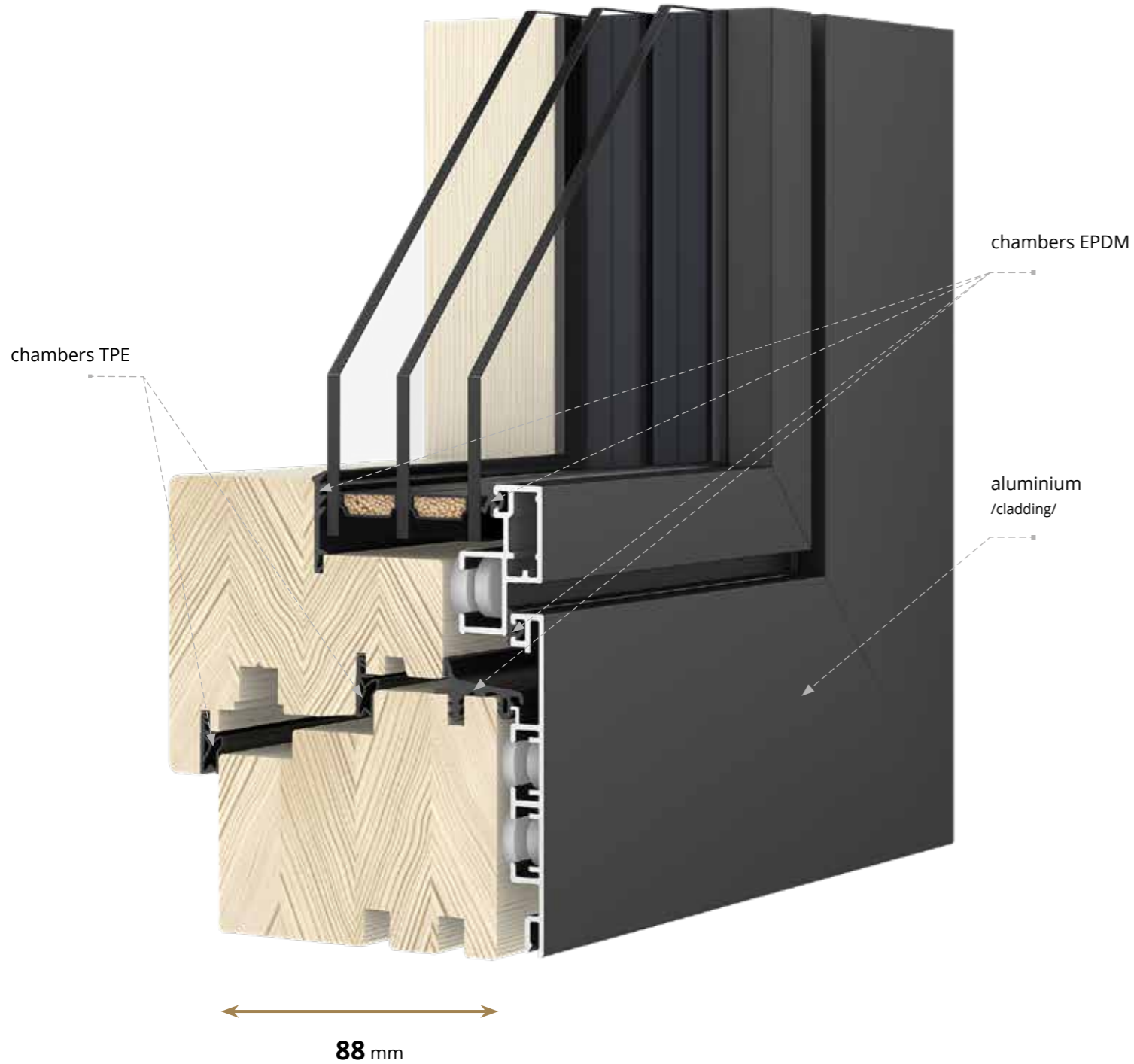
**48**  
glazing thickness do  
/ mm /

**0,80\***  
Uw for Ug=0,5 W/(m<sup>2</sup>K)

\* for glazing unit with Swisspacer warm-edge spacer, value calculated

**DUOLINE 88** | WINDOW SYSTEM

Duoline 88 mm windows are a premium variant designed for maximum thermal insulation and structural stability. The aluminium cladding fully protects the timber profile against moisture, UV radiation and mechanical damage, eliminating the need for maintenance, while the four-gasket system ensures airtightness and user comfort. The construction allows for various shapes within the technological limits of the profile and cladding, while also enabling the creation of large, stable glazed units with an elegant appearance.



- 88 mm timber profile + 14 mm aluminium cladding – total installation depth: 102 mm
- available timber species: pine, meranti (4-layer laminated)
- wide range of wood colours, 4 protective coating layers
- aluminium cladding colour palette – RAL
- glazing units from 32-58 mm (standard double-chamber unit)
- galvanized steel spacer or warm-edge spacer Swisspacer Ultimate
- aluminium handle
- 2 perimeter gaskets in white, brown or black
- 4 EPDM gaskets in black
- MACO MULTI-MATIC perimeter hardware with 2 anti-burglary locking points micro-ventilation in tilt & turn sashes (RU)
- hinge cover colours: white, black, light brown, anthracite, cream, titanium, champagne, gold, silver
- sash lifter (misoperation device – optional, for selected sash heights)

**DUOLINE 88**

**4**  
chambers

**88**  
installation depth  
/ mm /

**48**  
glazing thickness  
/ mm /

**0,79\***  
Uw for Ug=0,5 W/(m2K)

\* for glazing unit with Swisspacer warm-edge spacer, value calculated

## WINDOW COLOURS

Thanks to a wide range of opaque paints providing full coverage of the wood structure, as well as transparent (stain) finishes subtly highlighting the natural grain and giving it a noble tone, wooden windows are an ideal choice for customers seeking timeless aesthetics in a modern form. A consistent colour range is available for both wooden windows and wood-aluminium windows from the DUOLINE line.

### NON-STANDARD COLOURS ACCORDING TO THE RAL PALETTE




### MOST POPULAR COLOURS



## STANDARD COLOURS

This group includes opaque white and transparent stains that reveal the wood structure and natural grain, adding a subtle tone and emphasizing the character of the material. The presented colours are for reference only. Natural wood characteristics and the lacquering process may result in slight colour differences in the final product.

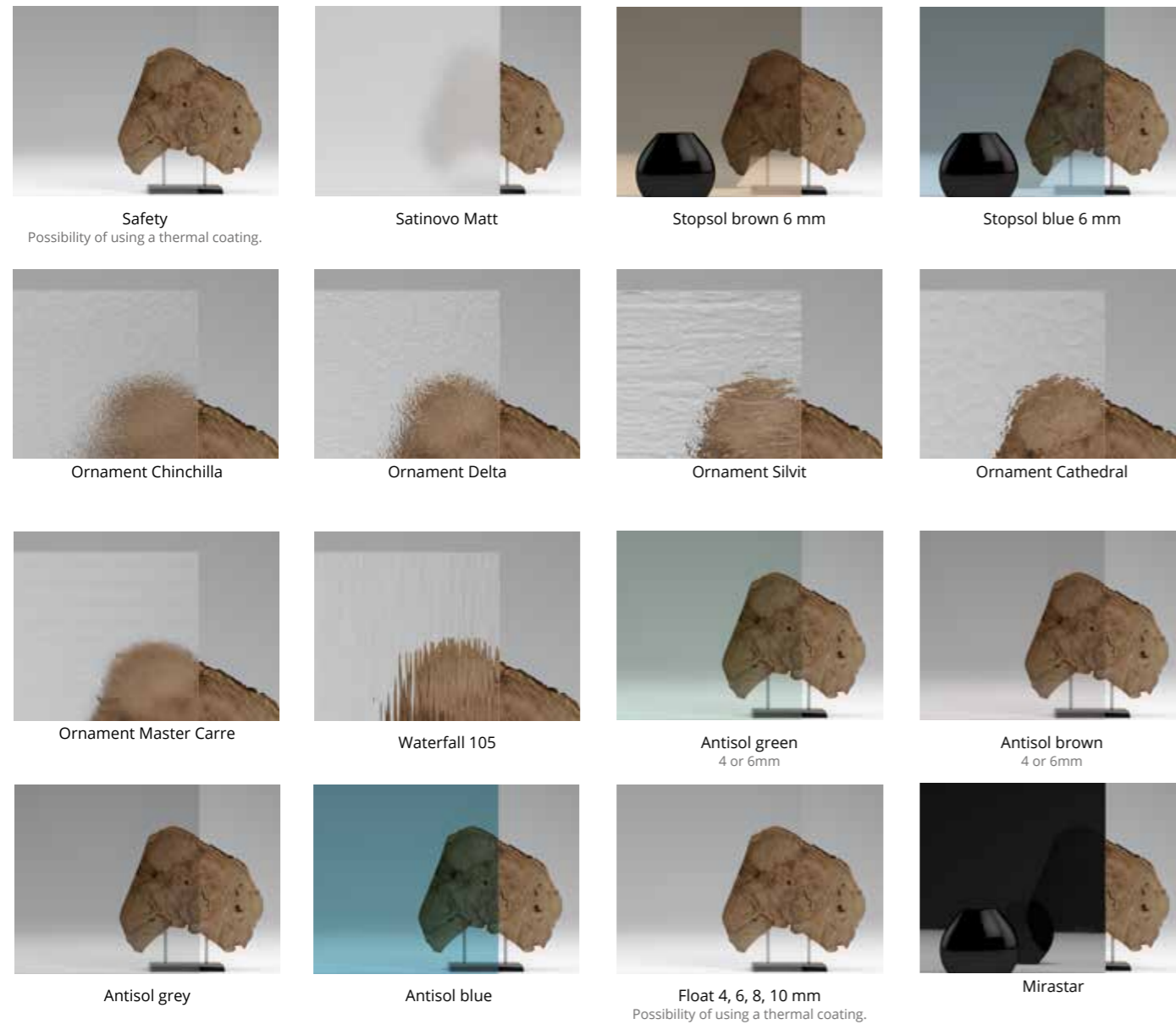


## GLASS

Our offer includes many types of glass, which are characterized by the highest quality of workmanship. Choose glass for your windows that will meet your expectations and which will add a unique character to the interior.

We have been producing glazing packages since 1994. We have a modern glass tempering plant and our own research laboratories, which ensure the highest quality of the glazing units that we produce.

The glazing units can be equipped with special capillaries that equalize the pressure inside the glazing with atmospheric pressure. Thanks to this solution, the glazing units will work perfectly in seaside locations as well as those located high in the mountains.



## HANDLES

The handles used in our products are made of aluminium and stand out not only for their elegant design and available colour options, but also for their ergonomic shape. They are available in versions with a key or a push-button lock to prevent unintended opening (an option particularly recommended for children's rooms).

### COLLECTION OF SELECTED HANDLE MODELS AND COLOURS



WINDOW HANDLE  
DUBLIN /black/



WINDOW HANDLE  
NEVADA /olive/



WINDOW HANDLE  
MISTRAL /brown/



WINDOW HANDLE  
SQUARE /anthracite/



WINDOW HANDLE  
HOPPE /silver/

# WARM EDGE SWISSPACER ULTIMATE

no extra charge



White  
RAL 9016



Light grey  
RAL 7035



Gray  
RAL 9023



Light brown  
RAL 8003



Dark brown  
RAL 8014



Black  
RAL 9005



More details  
you will find in  
our catalogue



up to 7000  
windows daily



4000  
employees



650  
vehicles



118 Tsd. m<sup>2</sup>  
surface production

SINCE 1985

FAST DELIVERY - 7 DAYS

