



**Quality**

The latest technology, the best materials and production controlled at every stage as well as our own research laboratories guarantee the highest quality.



**Service**

Professional and fast service is the hallmark of Drutex, which has been setting trends in pre- and post-sales customer service for years.



**Security**

Doors are equipped with reliable fittings and locks that ensure their safe use.



**Smart Home**

Intelligent control of doors, windows, roller shutters, façade blinds, mosquito nets, gates, wickets and lighting using a smartphone.



Official Partner of FC Bayern

ul. Leszka Gierszewskiego 1, 77-100 Bytow  
+48 59 822 91 01

— SINCE 1985 —

The information presented in this advertising material is for informational and illustrative purposes only. Product specifications should be subject to verification with the technical data specified by the manufacturer.



BUSINESS PARTNER

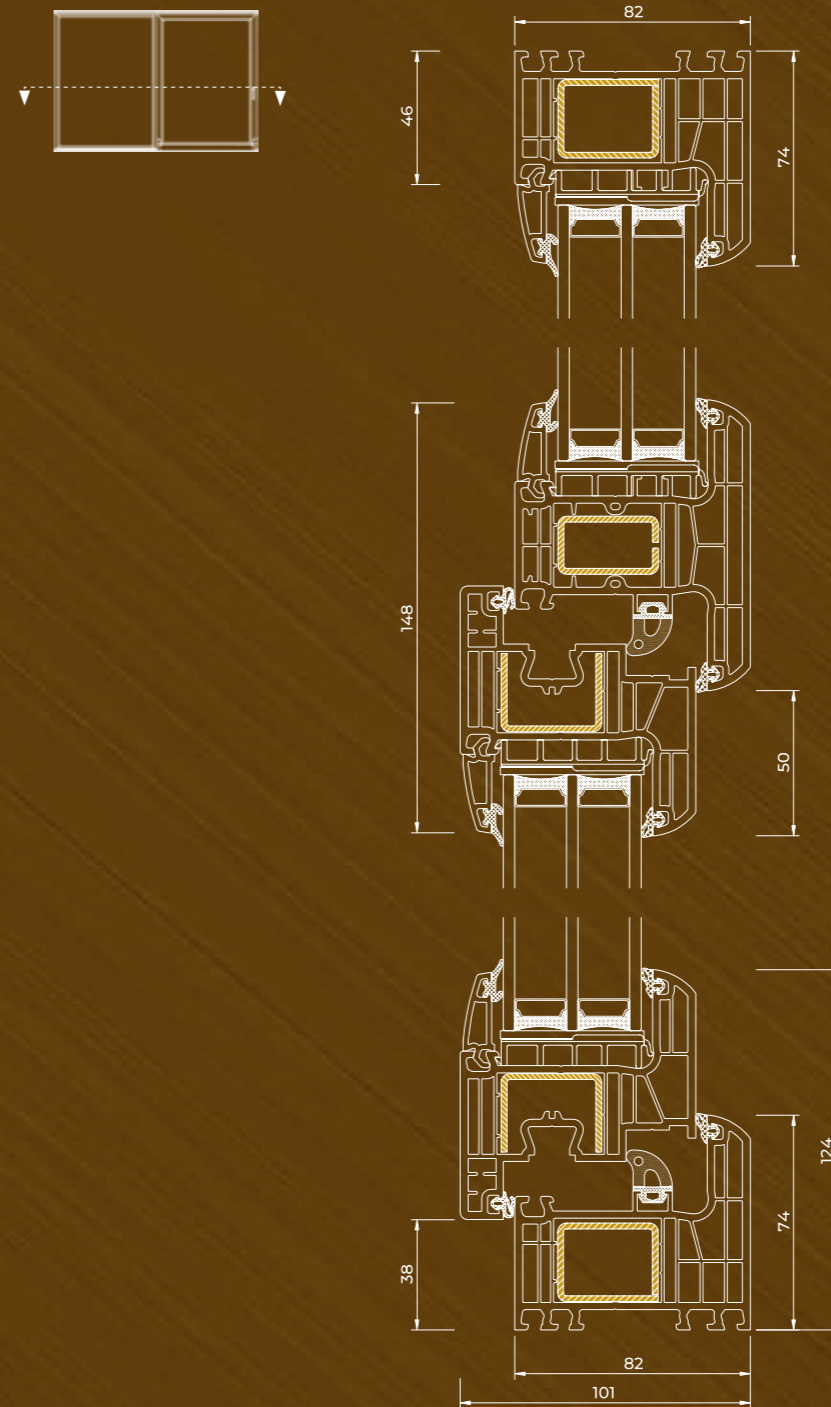
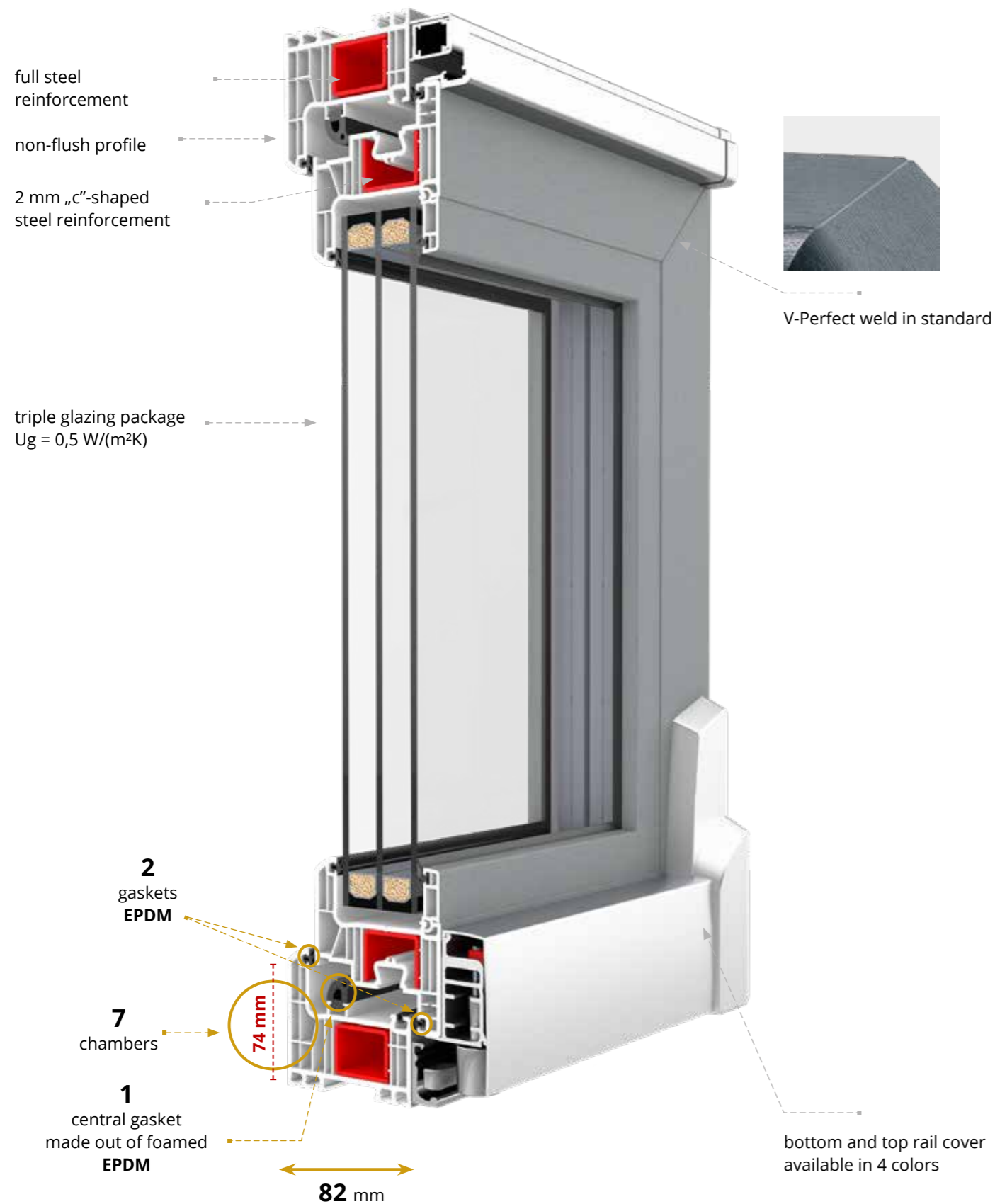


# PVC TERRACE SYSTEMS

BORN OF PASSION AND EXPERIENCE

## IGLO ENERGY CLASSIC PSK

7-chamber class A profile, made exclusively of primary material. Our proprietary system ensures optimal natural light levels for both large and small rooms, while maintaining exceptional thermal insulation properties, which will contribute to significantly lower your heating bills.



- MACO hardware designed for sashes exceeding the weight of 200kg
- 2-chamber glazing unit filled with Argon gas with  $U_g=0.5 \text{ W}/(\text{m}^2\text{K})$
- glazing packages available: 24-52 mm (48 mm - 4/18/4/18/4 by default)
- galvanized steel spacer or Swisspacer Ultimate warm plastic edge
- can be tilted for ventilation
- aluminum handle
- peripheral, glazing and central gaskets made of EPDM in black or gray colors
- wide range of PVC veneer colors
- 3 profile colors to choose from: white, brown or anthracit
- seal filling the lower fitting groove
- full steel reinforcement of the door frame
- 5-chamber PVC window sill strip with seal
- V-Perfect weld as standard

## IGLO ENERGY CLASSIC PSK

**7**  
chambers

**3**  
EPDM gaskets

**82**  
installation depth  
/ mm /

**0,66\***  
 $U_w$  for  $U_g=0,5 \text{ W}/(\text{m}^2\text{K})$

\*value determined by the calculation method for structure with dimensions of 2700 x 2300 mm with glass of  $U_g$  value=0.5 W/(m²K) and Swisspacer Ultimate frame

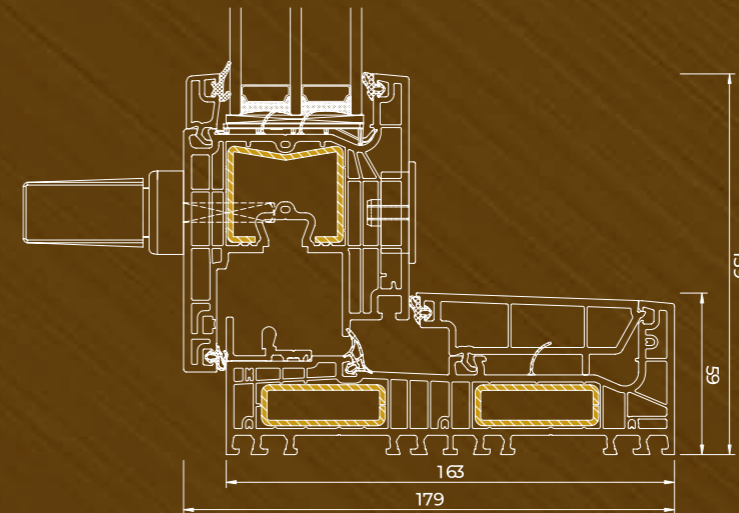
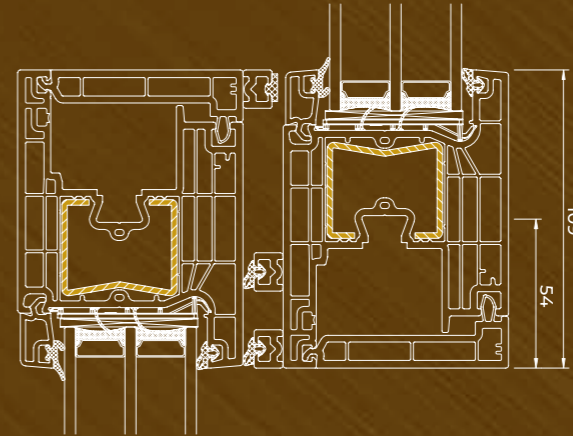
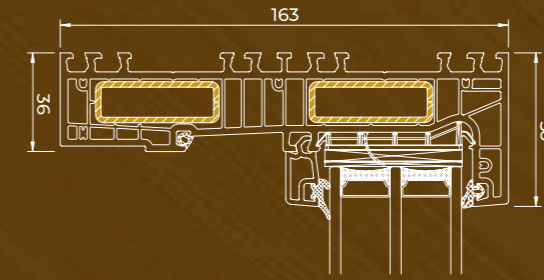
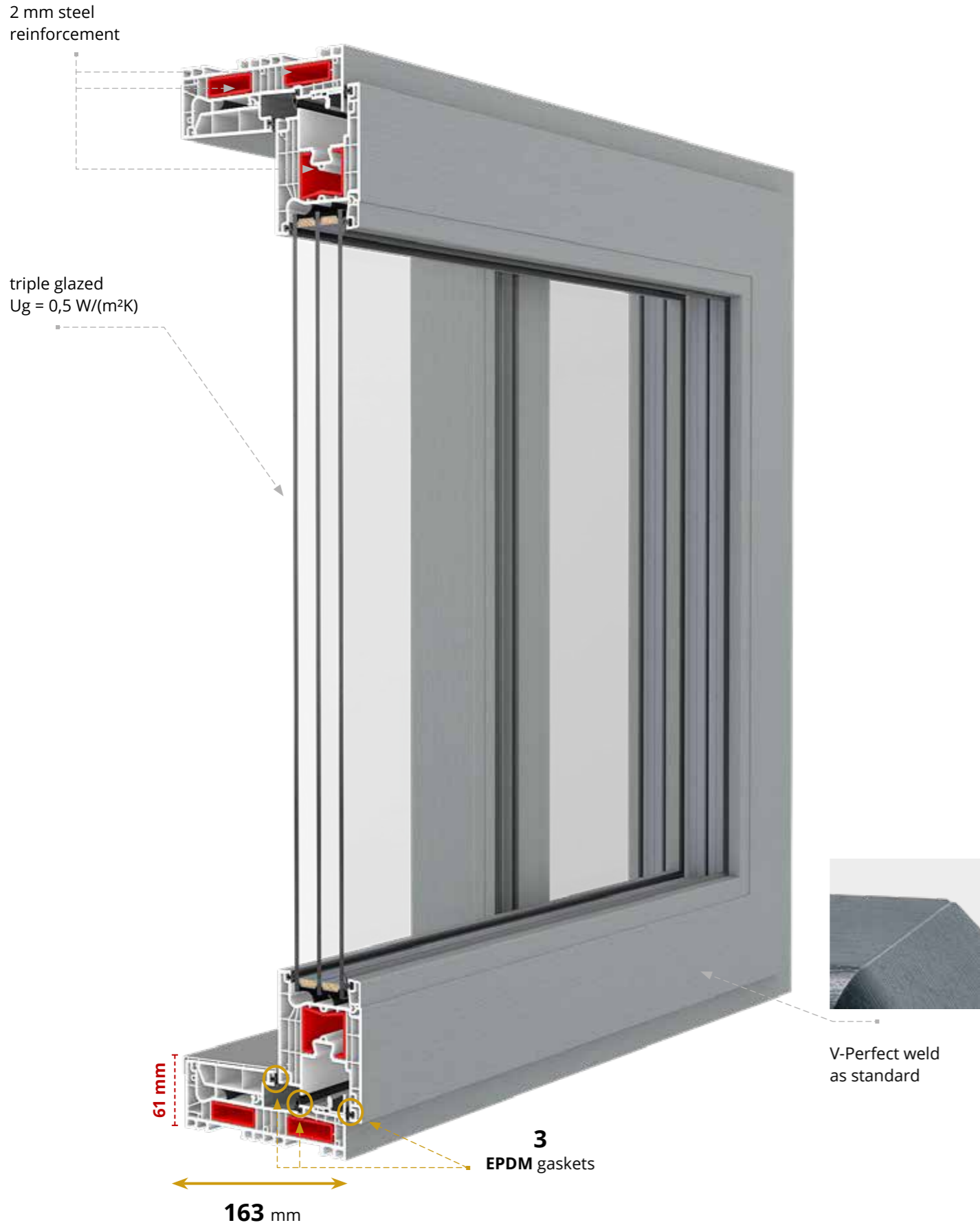
Class profile

**A**



## IGLO EDGE SLIDE

The new terrace system with a high thermal insulation parameter of  $U_w = 0.65 \text{ W}/(\text{m}^2\text{K})^*$  and a modern, angular profile shape consistent with the Iglo Edge product line.



- SIEGENIA hardware with anti-burglary catches
- 2-chamber glazing unit filled with Argon gas with  $U_g=0,5 \text{ W}/(\text{m}^2\text{K})$
- glazing packages available: 48-54 mm (48 mm - 4/18/4/18/4 by default)
- Swisspacer Ultimate warm plastic edge
- internal aluminum handle
- micro-ventilation
- external aluminum pull
- peripheral and glazing seals made of EPDM in black or gray
- black central gasket
- wide range of PVC veneer colors
- 3 colors of the door sash profile to choose from: white, brown or anthracite
- 2 mm steel reinforced sash and frame
- 5-chamber PVC window sill strip with a gasket
- V-Perfect weld as standard

## IGLO EDGE SLIDE

**6**  
chambers

**3**  
EPDM gaskets

**163**  
installation depth  
/ mm /

**0,65\***  
 $U_w$  for  $U_g=0,5 \text{ W}/(\text{m}^2\text{K})$

\* value determined by the calculation method for structure with dimensions of 4000 x 2600 mm with glass of  $U_g$  value=0.5  $\text{W}/(\text{m}^2\text{K})$  and Swisspacer Ultimate frame

Class profile

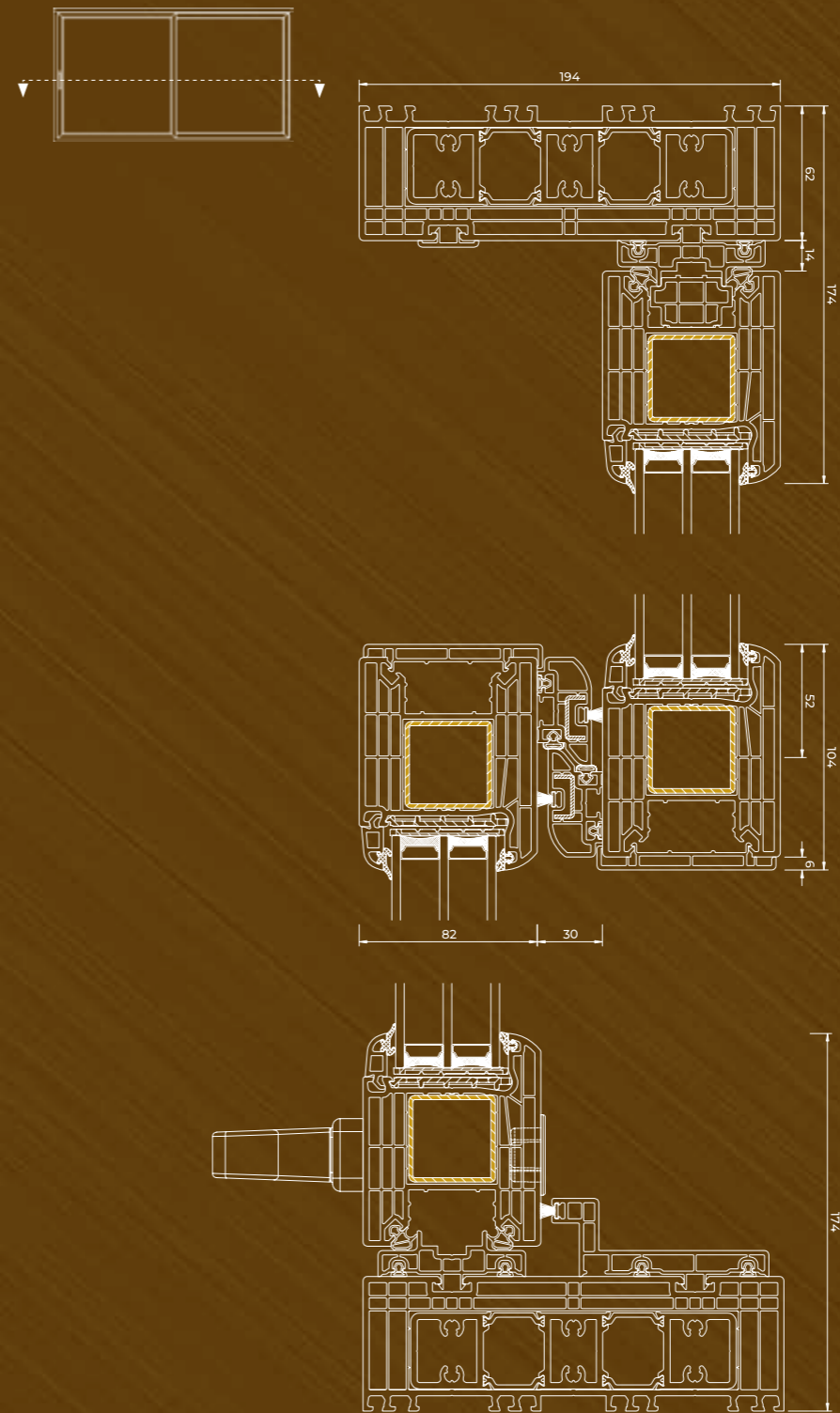
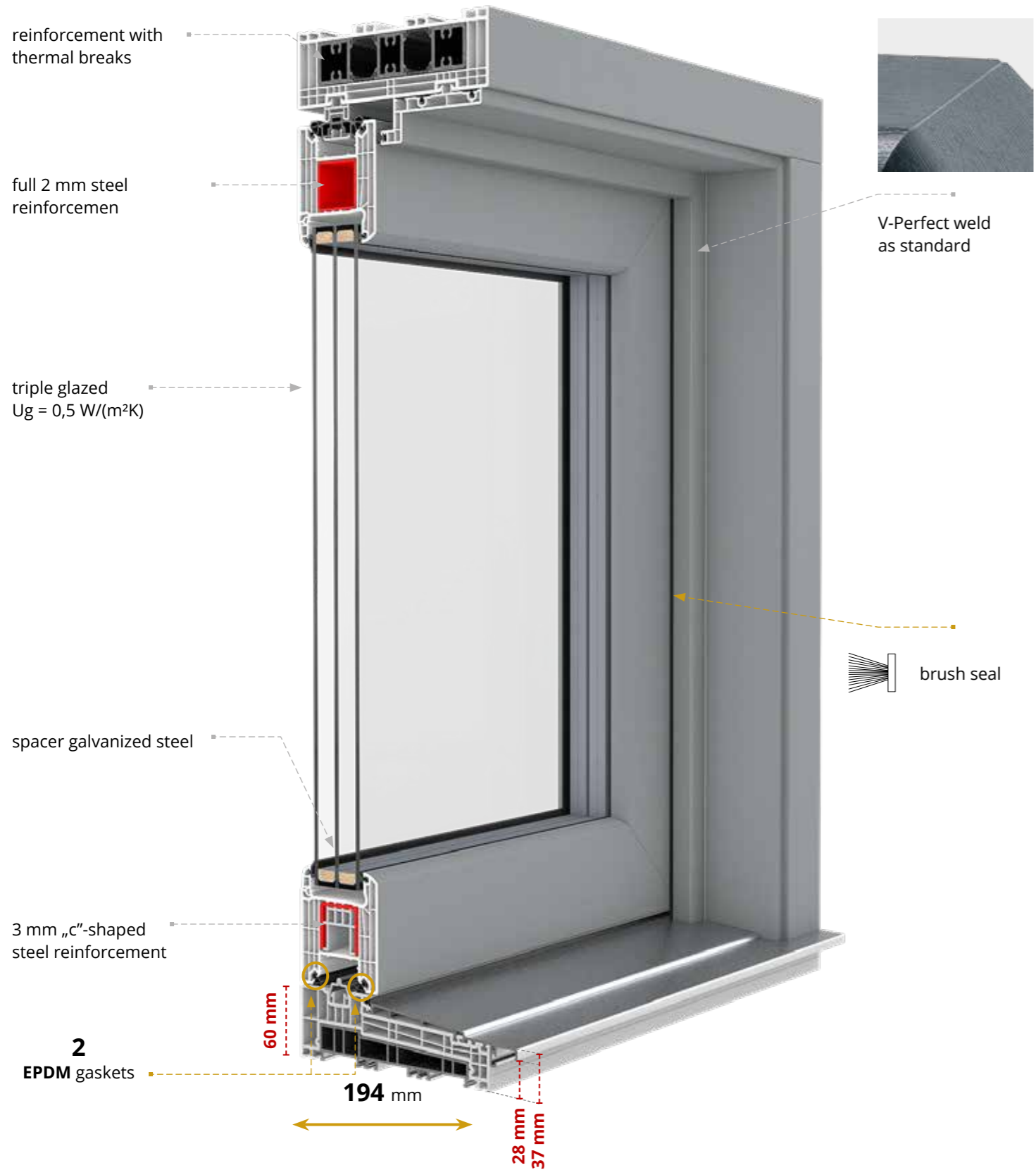
**A**



## IGLO HS

An ideal solution for creating fashionable terraces with large glazed surfaces, which gives the interior a unique character.

Thanks to the extremely durable construction, this terrace system can be used with sashes weighing up to 400 kg. Perfect functionality is ensured by, among others: the use of a low aluminum threshold that can be hidden in the floor.



- G-U lift and slide fittings, equipped with 3 locking bolts
- 2-chamber glazing unit filled with Argon gas with  $U_g=0,5\text{W}/(\text{m}^2\text{K})$
- glazing packages available: 36-52 mm (48mm - 4/18/4/18/4 by default)
- micro-ventilation hook
- V-perfect weld
- aluminum handle inside, pull handle on the outside
- galvanized steel frame or Swisspacer Ultimate warm plastic edge
- internal velour seal, external EPDM gasket and black brush seal
- frame reinforcement made of high-quality aluminum profiles with thermal breaks, sash reinforcement: upper and vertical - solid (2 mm of rectangular tube steel reinforcement, lower - 3mm channel reinforcement)
- white profile core
- low PVC threshold with reinforcement and aluminum cover

## IGLO HS

**7**  
chambers

**2**  
EPDM gaskets

**194**  
installation depth  
/ mm /

**0,71\***  
 $U_w$  for  $U_g=0,5 \text{ W}/(\text{m}^2\text{K})$

\* value determined by the calculation method for structure with dimensions of 4000 x 2600 mm with glass of  $U_g$  value=0.5  $\text{W}/(\text{m}^2\text{K})$  and Swisspacer Ultimate frame











































Class profile

**A**



## FOIL COLORS SAMPLE

*The printout may differ from reality.*

 Concrete grey 702305-167	 Basalt grey smooth 701205-097	 Crown Platinum 9.1293001-195	 Cream 137905-167	 Quartzite grey 703905-167	 Dark red 308105-167
 Light grey 725105-167	 Anthracite Ulti-Matt 02.20.71.000001-504700	 Quartz grey smooth 703905-097	 Natural oak 3118076-167	 Oregon 2115008-167	 Palisander 851805-167
 Slate 1.0065002-097	 Slate grey smooth 02.11.71.000040-097	 Black Ulti-Matt 02.20.01.000002-504700	 Grey 715505-167	 Smooth anthracite 701605-097	 Golden oak 2178001-167
 Pyrite 02.12.17.000001	 Jet Black CC+ 476-6062	 Dark green 612505-167	 Turner oak F470-3001	 Moss green 600505-167	 FX white 915205-168
 Anthracite 701605-167	 Chocolate brown 887505-167	 Douglas fir 3152009-167	 Dark oak 2052089-167	 Macore 3162002-167	 Mahogany 2097013-167
 Basalt grey 70125-097	 Nut 2178007-167	 Sheffield oak light F 456-3081	 Winchester 49240015-148	 White sand Ulti-Matt PX 9152	 Aludec umbra grey 470-6065
 Deep bronze F4701029	 Turner oak amber 470-9035	 Turner oak toffee 470-3004	 Turner oak walnut 470- 9036	 Brilliant Blue 470- 9036	 Steel Blue 470- 9036

## WARM EDGE

# SWISSPACER ULTIMATE

without surcharge



White  
RAL 9016

Light grey  
RAL 7035




Grey  
RAL 9023

Light brown  
RAL 8003



Dark brown  
RAL 8014

Black  
RAL 9005



More details  
you will find in  
our catalogue





**Information** IGLO ENERGY CLASSIC PSK

Number of chambers 7

Construction depth 82 mm

Number of seals 3

**Uw = 0,66 W/(m²K)\***

\* for a structure with dimensions of 2700 x 2300 mm with glass T4 + 18 Swisspacer Ultimate + FL4 + 18 Swisspacer Ultimate + T4

**Thermal transmittance**



**Information** IGLO EDGE SLIDE

6

163 mm

3

**Uw = 0,65 W/(m²K)\***

for a structure with dimensions of 4000 x 2600 mm with glass T4 + 18 Swisspacer Ultimate + FL4 + 18 Swisspacer Ultimate + T4



**Information** IGLO-HS

7

194 mm

2

**Uw = 0,71 W/(m²K)\***

\* for a structure with dimensions of 2700 x 2300 mm with glass T4 + 18 Swisspacer Ultimate + FL4 + 18 Swisspacer Ultimate + T4

**Glazing package**

24-48 mm

48-54 mm

36-52 mm



Discover our full range.



up to **7000**  
windows daily



**4000**  
employees



**650**  
vehicles



**118 Tsd. m²**  
surface production

SINCE 1985

FAST DELIVERY TIME

